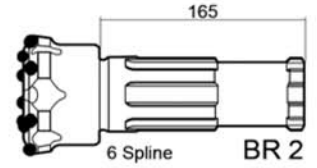


# Product Catalogue

## DOWNHOLE DRILL BITS



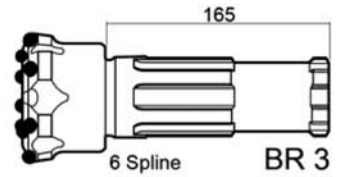
## BR2 Shank



### CONVEX FACE – FLAT FACE

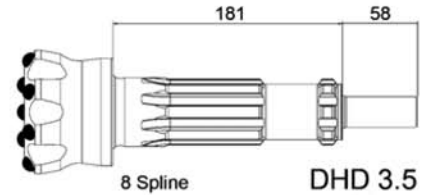
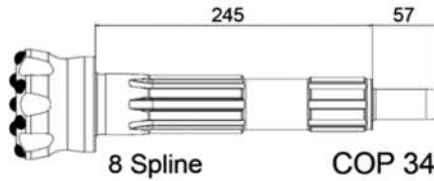
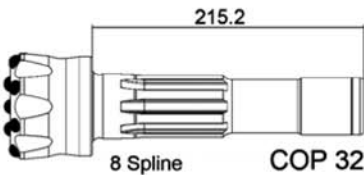
Diameter		Air Holes	No. x Buttons diameter				Weight Kg
mm	Inch		Gauge	Inner	Front	Cone	
70	2 3/4"	2	6 x 10	3 x 10	2 x 10		2.3
76	3"	2	6 x 10	3 x 10	2 x 10		2.6

## BR3 Shank



### CONVEX FACE – FLAT FACE

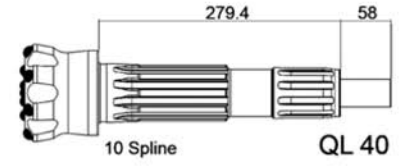
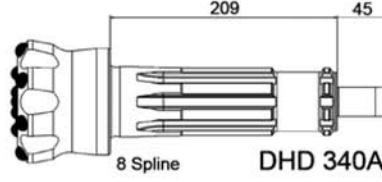
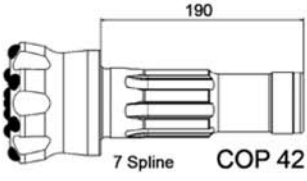
Diameter		Air Holes	No. x Buttons diameter				Weight Kg
mm	Inch		Gauge	Inner	Front	Cone	
80	3 3/4"	2	6 x 12	3 x 12	2 x 12		3.5
90	3"	2	8 x 12	4 x 12	2 x 12		3.7
95	3 3/4"	2	8 x 12	4 x 12	2 x 12		3.9



## COP 32 – COP 34 – DHD 3.5 Shank

### CONVEX FACE – FLAT FACE

Diameter		Air Holes	No. x Buttons diameter				Weight Kg
mm	Inch		Gauge	Inner	Front	Cone	
90	3 9/16"	2	8 x 12	4 x 12	2 x 12		5.8
92	3 5/8"	2	8 x 12	4 x 12	2 x 12		5.9
95	3 3/4"	2	8 x 12	4 x 12	2 x 12		6.1
100	4"	2	8 x 12	4 x 12	3 x 12		6.3



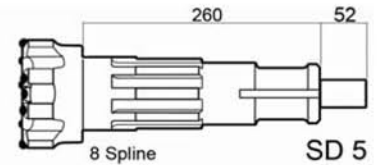
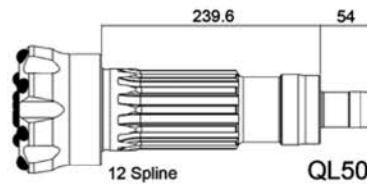
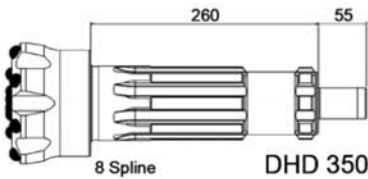
## COP 42 – DHD 340A/COP 44 – QL 40 – SD 4 Shank

### FLAT FACE – CONVEX FACE – SPEED BIT

Diameter		Air Holes	No. x Buttons diameter				Weight Kg
mm	Inch		Gauge	Inner	Front	Cone	
105	4 1/8"	2	8 x 14	4 x 12	2 x 12	8.7	
110	4 5/16"	2	8 x 14	4 x 12	2 x 12	8.9	
115	4 1/2"	2	8 x 14	4 x 12	3 x 12	9.1	
121	4 3/4"	2	8 x 14	4 x 12	3 x 12	9.2	
127	5"	2	8 x 14	4 x 12	4 x 12	9.3	
130	5 1/8"	2/3	8 x 14	4 x 14	4 x 12	9.7	
140	5 1/2"	2/3	8 x 14	4 x 14	4 x 12	10.9	

### CONCAVE FACE

Diameter		Air Holes	No. x Buttons diameter				Weight Kg
mm	Inch		Gauge	Inner	Front	Cone	
105	4 1/8"	2	8 x 14		4 x 12	2 x 12	8.7
110	4 5/16"	2	8 x 14		4 x 12	2 x 12	8.9
115	4 1/2"	2	8 x 14		4 x 12	2 x 12	9.1
121	4 3/4"	2	8 x 14		4 x 12	3 x 12	9.2
127	5"	2	8 x 14		4 x 12	3 x 12	9.3
130	5 1/8"	2	8 x 14		4 x 14	4 x 12	9.7
140	5 1/2"	2	8 x 14		4 x 14	4 x 12	10.9



## DHD 350/COP 54 – QL 50 – SD 5 Shank

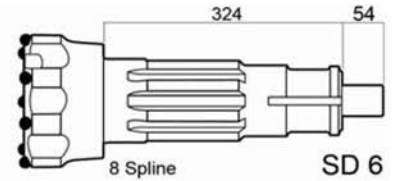
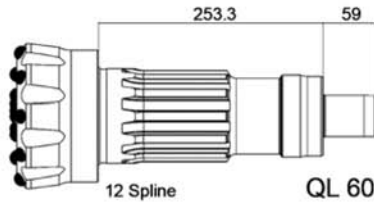
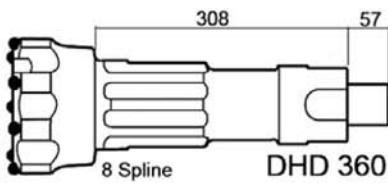
### FLAT FACE – CONVEX FACE – SPEED BIT

Diameter		Air Holes	No. x Buttons diameter				Weight Kg
mm	Inch		Gauge	Inner	Front	Cone	
140	5 1/2"	2/3	8 x 16	4 x 14	3 x 14	16.6	
146	5 3/4"	2/3	8 x 16	4 x 14	3 x 14	17.2	
152	6"	2/3	8 x 16	4 x 14	4 x 14	18.1	
165	6 1/2"	2/3	8 x 16	4 x 14	3 x 14	19.3	

## DHD 350/COP 54 – QL 50 – SD 5 Shank

### CONCAVE FACE

Diameter		Air Holes	No. x Buttons diameter				Weight Kg
mm	Inch		Gauge	Inner	Front	Cone	
140	5 1/2"	2	8 x 16		4 x 16	3 x 16	16.6
146	5 3/4"	2	8 x 16		4 x 16	3 x 16	17.2
152	6"	2	8 x 16		4 x 16	4 x 16	18.1
165	6 1/2"	2	8 x 16		4 x 16	4 x 16	19.3



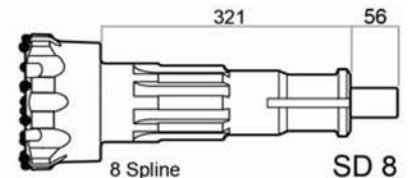
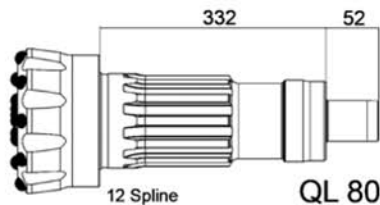
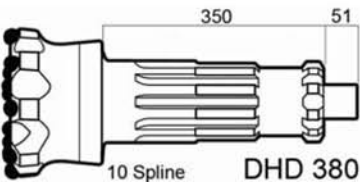
## DHD 360/COP 64 – QL 60 – SD 6 Shank

### FLAT FACE – CONVEX FACE – SPEED BIT

Diameter		Air Holes	No. x Buttons diameter				Weight Kg
mm	Inch		Gauge	Inner	Front	Cone	
165	6 1/2"	2/3	8 x 16	4 x 16	4 x 14		23.2
171	6 3/4"	2/3	8 x 16	4 x 16	4 x 14		23.5

### CONCAVE FACE – OILFIELD FACE

Diameter		Air Holes	No. x Buttons diameter				Weight Kg
mm	Inch		Gauge	Inner	Front	Cone	
165	6 1/2"	2	8 x 16		4 x 16	4 x 16	23.2
171	6 3/4"	2	8 x 16		4 x 16	4 x 16	23.5
178	7"	2	8 x 16		4 x 16	5 x 16	29.2
191	7 1/2"	2	8 x 16		8 x 16	5 x 16	31.9
203	8"	2	8 x 19		8 x 16	4 x 16	35.3
216	8 1/2"	2	8 x 19		8 x 16	5 x 16	35.9
219	8 5/8"	2	8 x 19		8 x 16	5 x 16	36.2



## DHD 380/COP 84 HP– QL 60 – SD 8/COP 84L Shank

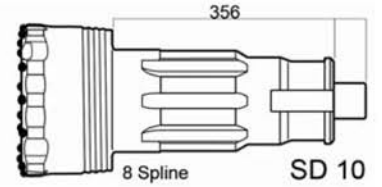
### CONCAVE FACE – OILFIELD FACE

Diameter		Air Holes	No. x Buttons diameter				Weight Kg
mm	Inch		Gauge	Inner	Front	Cone	
203	8"	2	8 x 19		8 x 16	4 x 16	45.5
216	8 1/2"	2	8 x 19		8 x 16	5 X 16	47.7

## DHD 380/COP 84 HP – QL 60 – SD 8/COP 84L Shank

### CONCAVE FACE

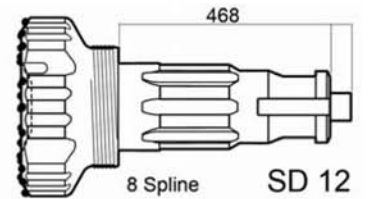
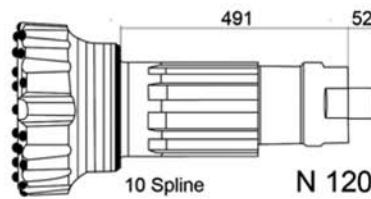
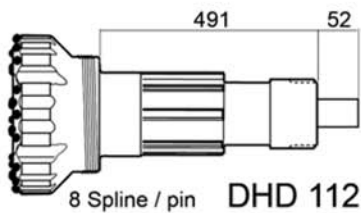
Diameter		Air Holes	No. x Buttons diameter				Weight Kg
mm	Inch		Gauge	Inner	Front	Cone	
219	8 5/8"	2	8 x 19		8 x 16	5 x 16	49.1
222	8 3/4"	2	8 x 19		8 x 16	5 x 16	50.2
241	9 1/2"	2	8 x 19		8 x 16	8 x 16	52.5
254	10"	2	10 x 19		12 x 16	8 x 16	54.5
275	10 3/4"	2	10 x 19		12 x 16	8 x 16	65.2
305	12"	2	12 x 19		22 x 16	10 x 16	72.1



## SD 10 Shank

### CONCAVE FACE

Diameter		Air Holes	No. x Buttons diameter				Weight Kg
mm	Inch		Gauge	Inner	Front	Cone	
254	10"	3	12 x 19		9 x 16	7 x 16	108.3
275	10 3/4"	3	12 x 19		9 x 16	9 x 16	113.6
305	12"	3	12 x 19		24 x 16	9 x 16	118.7



## DHD 112 – N120 – SD 12 Shank

### CONCAVE FACE – OILFIELD FACE

Diameter		Air Holes	No. x Buttons diameter				Weight Kg
mm	Inch		Gauge	Inner	Front	Cone	
305	12"	3	12 x 19		15 x 19	9 x 16	159.5
311	12 1/4"	3	12 x 19		15 x 19	10 x 16	167.8
330	13"	3	15 x 19		19 x 19	12 x 19	178.5
381	15"	3	15 x 19		28 x 19	12 x 19	233.6
445	17 1/2"	3	18 x 19		35 x 19	9 x 19	312.5