




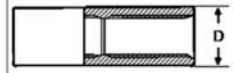
R22

R22 (7/8") Cross bit							
	D		carbide size(mm) Width × height	Flushing hole		Weight (kg)	Part No.
	mm	in		gauge	front		
	36	1 27/64"	8×13	2	1	0.47	RC10-36R22
	38	1 1/2"	8×13	2	1	0.60	RC10-38R22
	40	1 5/8"	8×13	2	1	0.64	RC10-40R22


R22 (7/8") BuTon bit								
	D		carbide		Flushing hole		Weight (kg)	Part No.
	mm	in	Front Qty×size	Gauge Qty×size	gauge	front		
	33	1 5/16"	2×7	5×8	2	1	0.32	RC7-33R22
	35	1 3/8"	2×7	5×8	2	1	0.45	RC7-35R22
	38	1 1/2"	2×7	5×8	2	1	0.59	RC7-38R22
	41	1 5/8"	2×7	5×8	2	1	0.62	RC7-41R22



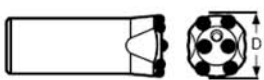
R22-H22- R22 extension rod					
	L			Weight (kg)	Part No.
	mm	ft	in		
	610	2'	----	1.76	RC 22-06R22
	915	3'	----	2.70	RC 22-09R22
	1220	4'	----	3.65	RC 22-12R22
	1525	5'	----	4.50	RC 22-15R22
	1830	6'	----	5.45	RC 22-18R22

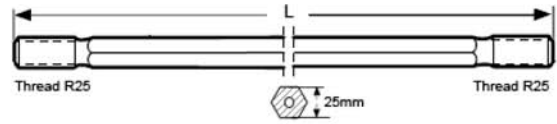
H 22×108mm shank rod				
	L		Weight	Part No.
	mm	ft in		
	255	----- 10"	1.10	RC 22-02R22
	410	1' 4"	1.56	RC 22-04R22
	600	2' ----	2.14	RC 22-06R22
	800	2' 7"	2.75	RC 22-08R22
	1000	3' 3"	3.35	RC 22-10R22
	1800	5' 10"	5.78	RC 22-18R22

Coupling						
	D		L		Weight [kg]	Part No.
	mm	in	mm	ft in		
	32	1 1/4"	140	5 1/2"	0.46	RC 22-3214
	37	1 9/20"	165	6 1/2"	0.83	RC 22-3716

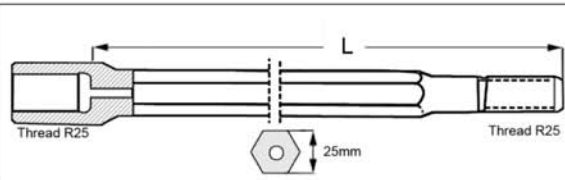
R25

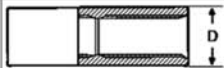
R25 (1") Cross bit							
	D		carbide size	Flushing hole		Weight	Part No.
	mm	in	Width × Height	gauge	front		
	35	1 3/8"	8×13	2	1	0.44	RC10-36R25
	38	1 1/2"	8×13	2	1	0.63	RC10-38R25
	41	1 5/8"	8×13	2	1	0.89	RC10-41R25
	45	1 3/4"	8×14	2	1	1.20	RC10-45R25
	48	1 7/8"	10×16	2	1	1.31	RC10-48R25
	51	2"	10×16	2	1	1.42	RC10-51R25
	57	2 1/4"	10×16	2	1	1.60	RC10-57R25

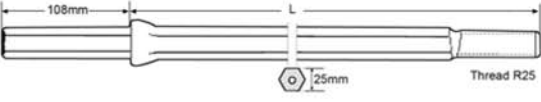
R25 (1") BuTon bit								
	D		BuTon size		Flushing hole		Weight	Part No.
	mm	in	Gauge Qty × size	Front Qty × size	Gauge	Front		
	35	1 3/8"	5×8	2×7	2	1	0.44	RC7-35R25
	36	1 7/16"	5×9	2×7	2	1	0.48	RC7-36R25
	38	1 1/2"	5×9	2×7	2	1	0.56	RC7-38R25
	41	1 5/8"	5×9	2×8	2	1	0.61	RC7-41R25
	43	1 11/16"	5×9	2×8	2	1	0.63	RC7-43R25
	45	1 3/4"	5×9	2×9	2	1	0.78	RC7-45R25
	48	1 7/8"	5×10	2×9	2	1	0.80	RC7-48R25
	51	2"	5×11	2×10	2	1	1.21	RC7-51R25
	45	1 3/4"	6×9	3×8	1	3	0.81	RC9-45R25
	51	2"	6×10	3×9	1	3	1.12	RC9-51R25
	57	2 1/4"	6×11	3×10	1	3	1.41	RC9-57R25
	38	1 1/2"	4×9	2×8	1	1	0.51	RC6-38R25
	41	1 5/8"	4×9	2×9	2	1	0.53	RC6-41R25
	43	1 11/16"	4×10	2×9	1	1	0.62	RC6-43R25

R25-H25- R25 extension rod					
	L			Weight	Part No.
	mm	ft	in		
	610	2'	----	2.21	RC25-06R25
	915	3'	----	3.55	RC25-09R25
	1220	4'	----	4.52	RC25-12R25
	1525	5'	----	5.70	RC25-15R25
	1830	6'	----	6.90	RC25-18R25
	2435	8'	----	9.20	RC25-24R25
	3050	10'	----	11.60	RC25-30R25


	3660	12' ----	13.90	RC 25-36R25
--	------	----------	-------	-------------


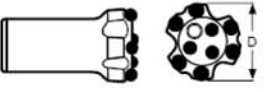
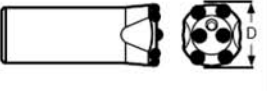
R25-H25- R25 MF-ROD				
	L		Weight	Part No.
	mm	ft in		
	610	2' ----	2.50	RC 25-06R25
	1220	4' ----	4.91	RC 25-12R25
	1525	5' ----	6.10	RC 25-15R25
	1830	6' ----	8.30	RC 25-18R25
	2435	8' ----	9.60	RC 25-24R25
	3050	10' ----	12.00	RC 25-30R25

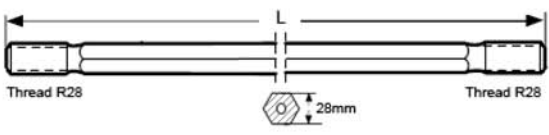
Coupling						
	D		L		Weight [kg]	Part No.
	mm	in	mm	in		
	37	1 9/20"	150	6 "	0.60	RC 25-3715

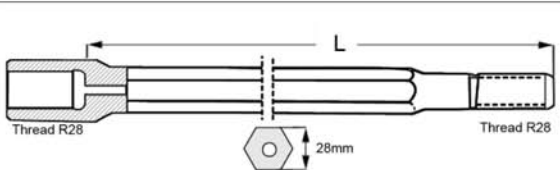
H 25×108mm shank rod				
	L		Weight	Part No.
	mm	ft in		
	255	---- 10"	1.45	RC 25-02R25
	410	1' 4"	2.07	RC 25-04R25
	600	2' ----	2.83	RC 25-06R25
	800	2' 7"	3.63	RC 25-08R25
	1000	3' 3"	4.43	RC 25-10R25
	1800	5' 10"	7.63	RC 25-18R25

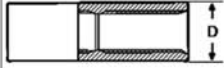
R28

R28(1 1/8") Cross bit							
	D		carbide size(mm)	Flushing hole		Weight	Part No.
	mm	in	Width × Height	gauge	front		
	38	1 1/2"	8×13	2	1	0.42	RC10-38R28
	43	1 11/16"	8×13	2	1	0.63	RC10-43R28
	45	1 3/4"	8×14	2	1	0.91	RC10-45R28


R28(1 1/8") BuTon bit								
	D		BuTon size		Flushing hole		Weight	Part No.
	mm	in	Gauge Qty ×size	Front Qty ×size	Gauge	Front		
	38	1 1/2"	5×9	2×7	2	1	0.56	RC7-38R28
	41	2 5/8"	5×9	2×8	2	1	0.61	RC7-41R28
	43	1 11/16"	5×9	2×8	2	1	0.63	RC7-43R28
	45	1 3/4"	5×9	2×9	2	1	0.72	RC7-45R28
	45	1 3/4"	6×9	3×8	1	3	0.81	RC9-45R28
	51	2"	6×10	3×9	1	3	1.21	RC9-51R28
	57	2"	6×10	3×10	1	3	1.32	RC9-57R28
	38	1 1/2"	4×9	2×8	1	1	0.51	RC6-38R28
	41	1 5/8"	4×9	2×9	1	1	0.60	RC6-41R28
	43	1 11/16"	4×10	2×9	1	1	0.62	RC6-43R28
	45	1 3/4"	4×11	2×9	1	1	0.70	RC6-45R28


R28-H28- R28 extension rod					
	L			Weight	Part No.
	mm	ft	in		
	610	2'	----	3.12	RC28-06R28
	915	3'	----	4.30	RC28-09R28
	1220	4'	----	5.8	RC28-12R28
	1525	5'	----	7.50	RC28-15R28
	1830	6'	----	9.10	RC28-18R28
	2435	8'	----	11.81	RC28-24R28
	3050	10'	----	14.80	RC28-30R28
	3660	12'	----	17.90	RC28-36R28



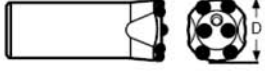
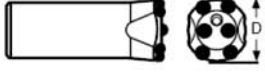
R28-H28- R28 MF-ROD				
	L		Weight	Part No.
	mm	ft in		
	1525	5' ----	8.10	RC28-15R28
	1830	6' ----	15.55	RC28-18R28
	3050	10' ----	18.62	RC28-30R28


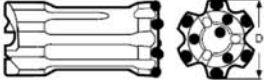
Coupling						
	D		L		Weight [kg]	Part No.
	mm	in	mm	in		
	37	1 9/20"	150	6 "	0.60	RC28-3715

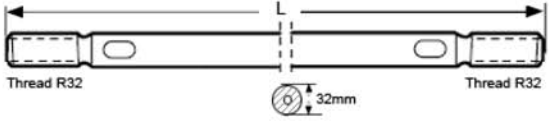
R32

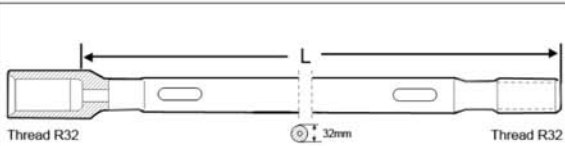
R32(1 1/4") Cross bit							
	D		carbide size(mm)	Flushing hole		Weight	Part No.
	mm	in	Width × Height	gauge	front		
	45	1 3/4"	8×14	2	1	0.72	RC10-45R32
	48	1 7/8"	10×16	2	1	0.92	RC10-48R32
	51	2"	10×16	2	1	1.10	RC10-51R32
	57	2 1/4"	10×16	2	1	1.40	RC10-57R32
	64	2 1/2"	10×16	2	1	2.18	RC10-64R32
	76	3"	10×16	2	1	2.95	RC10-76R32

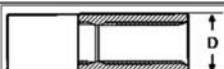
R32(1 1/4") X bit							
	D		carbide size(mm)	Flushing hole		Weight	Part No.
	mm	in	Width × Height	gauge	front		
	64	2 1/2"	10×16	2	1	1.85	RCX-64R32
	76	3"	10×16	2	1	2.95	RCX-76R32
	89	3 1/2"	10×16	2	1	3.84	RCX-89R32

R32(1 1/4") BuTon bit								
	D		BuTon size		Flushing hole		Weight	Part No.
	mm	in	Gauge Qty × size	Front Qty × size	Gauge	Front		
	41	2 5/8"	5×9	2×8	2	1	0.61	RC-41R32
	43	1 11/16"	5×9	2×8	2	1	0.63	RC-43R32
	45	1 3/4"	5×10	2×9	2	1	0.76	RC-45R32
	48	1 7/8"	5×10	2×9	2	1	0.78	RC-48R32
	51	2"	5×11	2×10	2	1	0.84	RC-51R32
	57	2 1/2"	5×12	2×10	2	1	1.20	RC-57R32
	43	1 11/16"	6×9	2×8	-	2	0.61	RC8-43R32
	45	1 3/4"	6×9	2×9	-	2	0.70	RC8-45R32
	48	1 7/8"	6×10	2×9	-	2	0.74	RC8-48R32
	45	1 3/4"	6×9	3×8	1	3	0.73	RC9-45R32
	48	1 7/8"	6×10	3×9	1	3	0.75	RC9-48R32
	51	2"	6×11	3×10	1	3	0.83	RC9-51R32
	57	2 1/4"	6×11	3×10	1	3	1.20	RC9-57R32
	44	1 11/16"	4×10	2×9	1	1	0.62	RC9-44R32
	45	1 3/4"	4×11	2×9	1	1	0.63	RC6-45R32


R32(1 1/4") retrace BuTon bit								
	D		BuTon size		Flushing hole		Weight	Part No.
	mm	in	Gauge Qty x size	Front Qty x size	Gauge	Front		
 Flat face	48	1 7/8"	6×10	3×9	1	3	1.00	RC 9-48R32FR
	51	2"	6×10	3×9	1	3	1.35	RC 9-51R32FR
	57	2 1/2"	6×10	3×10	1	3	1.61	RC 9-57R32FR
	60	1 11/16"	6×10	3×10 1×9	-	3	1.70	RC 9-60R32DR
	64	1 3/4"	6×11	3×10 1×9	-	3	2.10	RC 9-64R32DR
	76	1 7/8"	6×10	2×9 1×9	-	3	3.22	RC 9-76R32DR


R32-Rd32- R32 extension rod				
	L		Weight	Part No.
	mm	ft in		
 Thread R32 32mm Thread R32	915	3' ----	5.5	RC 32-09R32
	1220	4' ----	7.32	RC 32-12R32
	1525	5' ----	9.15	RC 32-15R32
	1830	6' ----	10.98	RC 32-18R32
	2435	8' ----	14.61	RC 32-24R32
	3050	10' ----	18.30	RC 32-30R32
	3660	12' ----	21.96	RC 32-36R32
	4265	14' ----	25.59	RC 32-42R32


R32-Rd32-R32 MF rod				
	L		Weight	Part No.
	mm	ft in		
 Thread R32 32mm Thread R32	915	3' ----	5.5	MFD32-09R32
	1220	4' ----	7.32	MFD32-12R32
	1525	5' ----	9.15	MFD32-15R32
	1830	6' ----	10.98	MFD32-18R32
	2435	8' ----	14.61	MFD32-24R32
	3050	10' ----	18.30	MFD32-30R32
	3660	12' ----	21.96	MFD32-36R32
	4265	14' ----	25.59	MFD32-42R32



Coupling						
	D		L		Weight [kg]	Part No.
	mm	in	mm	in		
	45	1 3/4"	150	6 "	0.60	RC 32-4515



R38

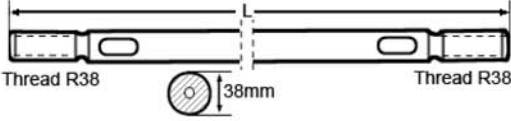
R38(1 1/2") Cross bit							
	D		carbide size	Flushing hole		Weight	Part No.
	mm	in	Width × Height	gauge	front		
	64	2 1/2"	10×16	2	1	2.10	RC 10-64R38
	76	3"	10×16	2	1	2.80	RC 10-76R38
	89	3 1/2"	10×16	2	1	3.21	RC 10-89R38
	102	4"	10×16	2	1	3.80	RC10-102R38
	115	4 1/2"	10×16	2	1	5.20	RC 10-115R38
	127	5"	10×16	2	1	8.10	RC10-127R38

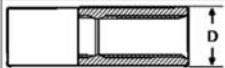
R38(1 1/2") X bit							
	D		carbide size(mm)	Flushing hole		Weight	Part No.
	mm	in	Width × Height	gauge	front		
	64	2 1/2"	10×16	2	1	2.10	RC X-64R38
	76	3"	10×16	2	1	2.80	RCX-76R38
	89	3 1/2"	10×16	2	1	3.21	RCX-89R38

R38(1 1/2") retrace cross bit							
	D		carbide size	Flushing hole		Weight	Part No.
	mm	in	Width × Height	gauge	front		
	64	2 1/2"	10×16	2	1	2.10	RC10-64R38R
	76	3"	10×16	2	1	2.80	RC10-76R38R
	89	3 1/2"	10×16	2	1	3.21	RC10-89R38R


R38(1 1/2") BuTon bit								
	D		BuTon size		Flushing hole		Weight	Part No.
	mm	in	Gauge Qty × size	Front Qty × size	Gauge	Front		
	64	2 1/2"	6×12	3×10	3	1	0.84	RC 9-64R38
	76	3"	6×12	3×10	3	1	1.20	RC 9-76R38
	64	2 1/2"	8×10	4×10	2	2	1.72	RC12-64R38
	76	3"	8×10	4×10	1	2	2.00	RC12-76R38
	89	3 1/2"	8×12	4×11	2	2	3.20	RC12-89R38


R38(1 1/2") retrace BuTon bit								
	D		BuTon size		Flushing hole		Weight	Part No.
	mm	in	Gauge Qty xsize	Front Qty xsize	Gauge	Front		
 <p>Flat face</p>	64	2 1/2"	8x10	4x10	1	2	2.20	RC 12-64R38FR
	70	2 3/4"	8x10	4x10	2	2	2.61	RC 12-70R38FR
	76	3"	8x11	4x11	-	2	3.20	RC 12-76R38FR
 <p>Drop centre</p>	64	2 1/2"	8x10	4x10 1x10	1	4	2.20	RC12-64R38DR


R38-Rd38- R38 extension rod				
	L		Weight	Part No.
	mm	ft in		
 <p>Thread R38 38mm Thread R38</p>	1220	4' ----	10.09	RC 38-12R38
	1525	5' ----	12.61	RC 38-15R38
	1830	6' ----	15.13	RC 38-18R38
	2435	8' ----	20.14	RC 38-24R38
	3050	10' ----	25.22	RC 38-30R38
	3660	12' ----	30.27	RC 38-36R38
	4265	14' ----	35.27	RC 38-42R38



R38 Thread Coupling						
	D		L		Weight [kg]	Part No.
	mm	in	mm	in		
	55	1 11/64"	170	6 11/16 "	1.80	RC 38-5517

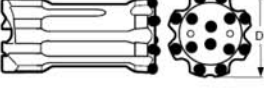
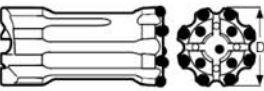
T38

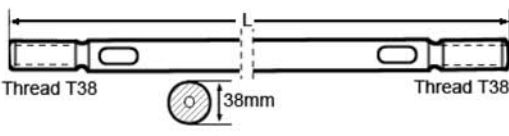
T38(1 1/2") Cross bit							
	D		carbide size	Flushing hole		Weight	Part No.
	mm	in	Width × Height	gauge	front		
	64	2 1/2"	10×16	2	1	2.10	RC -64T38
	76	3"	10×16	2	1	2.80	RC -76T38
	89	3 1/2"	10×16	2	1	3.21	RC -89T38
	102	4"	10×16	2	1	3.80	RC-102T38
	115	4 1/2"	10×16	2	1	5.20	RC-115T38
	127	5"	10×16	2	1	8.10	RC-127T38

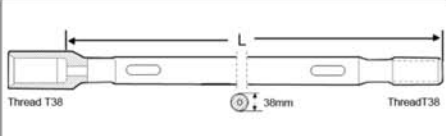
T38(1 1/2") X bit							
	D		carbide size	Flushing hole		Weight	Part No.
	mm	in	Width × Height	gauge	front		
	64	2 1/2"	10×16	2	1	2.10	RC X-64T38
	76	3"	10×16	2	1	2.80	RC X-76T38
	89	3 1/2"	10×16	2	1	3.21	RC X-89T38

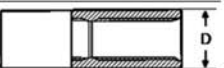
T38(1 1/2") retrace X bit							
	D		carbide size	Flushing hole		Weight	Part No.
	mm	in	Width × Height	gauge	front		
	64	2 1/2"	10×16	2	1	2.10	RCX-64T38R
	76	3"	10×16	2	1	2.80	RCX-76T38R
	89	3 1/2"	10×16	2	1	3.21	RCX-89T38R

T38(1 1/2") BuTon bit								
	D		BuTon size		Flushing hole		Weight	Part No.
	mm	in	Gauge Qty × size	Front Qty × size	Gauge	Front		
 <p>Flat Face</p>	64	2 1/2"	8×12	6×11	2	2	1.61	RC14-64T38F
	76	3"	8×13	6×12	2	2	2.42	RC14-76T38F
	89	3 1/2"	8×13	6×12	2	2	3.30	RC14-89T38F
	102	4"	8×13	6×12	2	2	4.51	RC14-102T38F
	115	4 1/2"	8×14	6×13	2	2	5.33	RC14-115T38F
 <p>Drop center</p>	64	2 1/2"	6×11	3×10 1×9	0	3	1.72	RC9-64T38D
	76	3"	6×12	3×11 1×11	0	3	2.00	RC 9-76T38D
	89	3 1/2"	6×12	3×12 1×10	0	3	3.20	RC9-89T38D


T38(1 1/2") retrace BuTon bit								
	D		BuTon size		Flushing hole		Weight	Part No.
	mm	in	Gauge Qty xsize	Front Qty xsize	Gauge	Front		
 <p>Flat face</p>	64	2 1/2"	8x10	6x10	1	2	2.20	RC 12-64T38R
	76	3"	8x10	6x10	2	2	2.61	RC 12-70T38R
	89	3 1/2"	8x11	6x11	-	2	3.20	RC 12-76T38R
 <p>Drop centre</p>	64	2 1/2"	8x10	4x10 1x10	1	4	2.20	RC13-64T38DR


T38-Rd38- T38 extension rod					
	L			Weight	Part No.
	mm	ft	in		
 <p>Thread T38 38mm Thread T38</p>	915	3'	----	7.57	RC 32-09T32
	1220	4'	----	10.09	RC 32-12T32
	1525	5'	----	12.61	RC 32-15T32
	1830	6'	----	15.13	RC 32-18T32
	2435	8'	----	20.14	RC 32-24T32
	3050	10'	----	25.22	RC 32-30T32
	3660	12'	----	30.27	RC 32-36T32
	4265	14'	----	35.27	RC 32-42T32

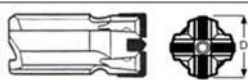
T38-Rd38- T38 MF rod					
	L			Weight	Part No.
	mm	ft	in		
 <p>Thread T38 38mm Thread T38</p>	1220	4'	----	10.09	MFD38-12T38
	1525	5'	----	12.61	MFD38-15T38
	1830	6'	----	15.13	MFD38-18T38
	2435	8'	----	20.14	MFD38-24T38
	3050	10'	----	25.22	MFD38-30T38
	3660	12'	----	30.27	MFD38-36T38
	4265	14'	----	35.27	MFD38-42T38

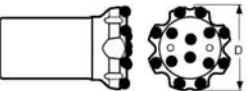
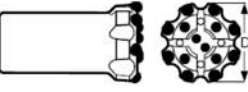
T38 Thread Coupling						
	D		L		Weight [kg]	Part No.
	mm	in	mm	in		
	55	1 11/64"	170	6 11/16 "	1.80	RC 38-5517

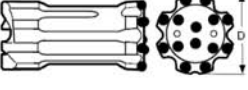
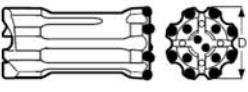
T45

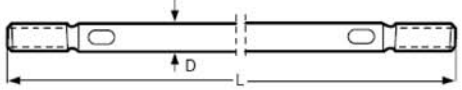
T45(1 3/4") Cross bit							
	D		carbide size	Flushing hole		Weight	Part No.
	mm	in	Width × Height	gauge	front		
	76	3"	10×16	2	1	2.80	RC 10-76T45
	89	3 1/2"	10×16	2	1	3.21	RC 10-89T45
	102	4"	10×16	2	1	3.80	RC10-102T45
	115	4 1/2"	10×16	2	1	5.20	RC10-115T45
	127	5"	10×16	2	1	8.10	RC10-127T45

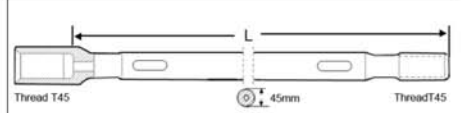
T45(1 3/4") X bit							
	D		carbide size(mm)	Flushing hole		Weight	Part No.
	mm	in	Width × Height	gauge	front		
	76	3"	10×16	2	1	2.40	RC X-76T45
	89	3 1/2"	10×16	2	1	2.81	RC X-89T45
	102	4"	10×16	2	1	3.80	RCX-102T45
	115	4 1/2"	10×16	2	1	5.22	RCX-115T45
	127	5"	10×16	2	1	8.00	RCX-127T45

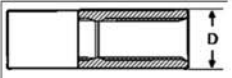
T45(1 3/4") retrace cross bit							
	D		carbide size	Flushing hole		Weight	Part No.
	mm	in	Width × Height	gauge	front		
	76	3"	10×16	2	1	3.90	RC X-76T45R
	89	3 1/2"	10×16	2	1	4.22	RC X-89T45R
	102	4"	10×16	2	1	7.50	RCX-102T45R

T45(1 3/4") BuTon bit								
	D		BuTon size		Flushing hole		Weight	Part No.
	mm	in	Gauge Qty ×size	Front Qty ×size	Gauge	Front		
 <p>Flat Face</p>	76	3"	8×12	6×11	2	2	2.42	RC 14-76T45F
	89	3 1/2"	8×13	6×12	2	2	3.30	RC 14-89T45F
	102	4"	8×13	6×12	2	2	4.51	RC 14-102T45F
	115	4 1/2"	8×14	6×13	2	2	5.33	RC 14-115T45F
	127	5"	8×14	6×13	-	2		RC14-127T45F
 <p>Drop center</p>	76	3"	8×12	4×11 2×10	0	4	2.55	RC 14-76T45D
	89	3 1/2"	8×12	4×12 2×10	0	4	3.10	RC 14-89T45D
	102	4"	8×12	4×12 2×10	0	4	4.51	RC14-102T45D

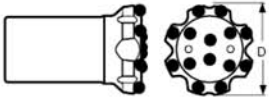
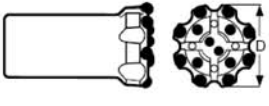
T45(1 3/4") retrace BuTon bit								
	D		BuTon size		Flushing hole		Weight	Part No.
	mm	in	Gauge Qty x size	Front Qty x size	Gauge	Front		
 Flat face	76	3"	8x12	6x11	2	2	2.71	RC14-76T45FR
	89	3 1/2"	8x13	6x12	2	2	4.90	RC14-89T45FR
	102	4"	8x13	6x12	2	2	6.48	RC14-102T45FR
	115	4 1/2"	8x14	6x13	2	2	9.21	RC14-115T45FR
 Drop center	76	3"	8x12	4x11 2x10	0	4	2.55	RC14-76T45DR
	89	3 1/2"	8x12	4x12 2x10	0	4	3.10	RC14-89T45DR
	102	4"	8x12	4x12	0	4	4.51	RC14-102T45DR
				2x10				

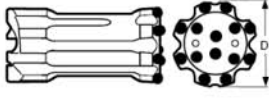
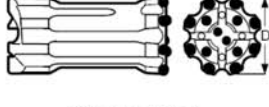
T45-Rd45- T45 extension rod					
	L			Weight	Part No.
	mm	ft	in		
	915	3'	----	10.81	RC 45-09T45
	1220	4'	----	14.40	RC 45-12T45
	1525	5'	----	18.00	RC 45-15T45
	1830	6'	----	21.59	RC 45-18T45
	2435	8'	----	28.73	RC 45-24T45
	3050	10'	----	36.00	RC 45-30T45
	3660	12'	----	43.19	RC 45-36T45
	4265	14'	----	50.32	RC 45-42T45

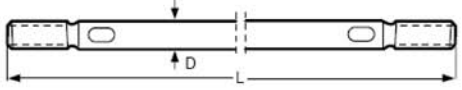
T45-Rd45- T45 MF rod					
	L			Weight	Part No.
	mm	ft	in		
	3050	10'	----	36.00	MFD45-30T45
	3660	12'	----	43.19	MFD45-36T45
	4265	14'	----	50.32	MFD45-42T45

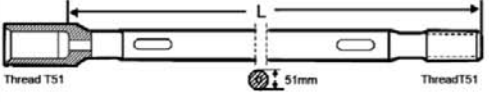
T45 Thread Coupling						
	D		L		Weight [kg]	Part No.
	mm	in	mm	in		
	66	2 31/64"	210	8 1/4 "	3.00	RC 45-6621

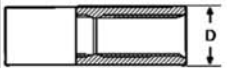
T51

T51(2'') BuTon bit								
	D		BuTon size		Flushing hole		Weight	Part No.
	mm	in	Gauge Qty x size	Front Qty x size	Gauge	Front		
 <p>Flat Face</p>	89	3 1/2"	8×13	6×12	2	2	4.50	RC 14-89T51F
	102	4"	8×13	6×12	2	2	5.00	RC 14-102T51F
	115	4 1/2"	8×14	6×13	2	2	7.45	RC 14-115T51F
	127	5"	8×14	6×13	-	2	8.71	RC 14-127T51F
 <p>Drop center</p>	89	3 1/2"	8×13	4×12 2×11	-	4	5.20	RC 14-89T51D
	102	4"	8×13	4×12 2×11	-	4	7.31	RC 14-102T51D
	115	4 1/2"	8×14	4×13 2×11	-	4	9.89	RC 14-115T51D

T51(2'') retrace BuTon bit								
	D		BuTon size		Flushing hole		Weight	Part No.
	mm	in	Gauge Qty x size	Front Qty x size	Gauge	Front		
 <p>Flat face</p>	89	3 1/2"	8×13	6×12	2	2	2.71	RC 14-89T51FR
	102	4"	8×13	6×12	2	2	4.90	RC 14-102T51FR
	115	4 1/2"	8×14	6×13	2	2	6.48	RC 14-115T51FR
	127	5"	8×14	6×13	-	2	9.21	RC 14-115T51FR
 <p>Drop center</p>	89	3 1/2"	8×13	4×12 2×11	0	4	5.20	RC 14-89T51DR
	102	4"	8×13	4×12 2×11	0	4	7.31	RC 14-102T51DR
	115	4 1/2"	8×14	4×13 2×11	0	4	9.89	RC 14-115T51DR

T51-Rd51- T51 extension rod					
	L			Weight	Part No.
	mm	ft	in		
	915	3'	----	13.08	RC 51-09T51
	1220	4'	----	17.45	RC 51-12T51
	1525	5'	----	20.81	RC 51-15T51
	1830	6'	----	26.16	RC 51-18T51
	2435	8'	----	34.82	RC 51-24T51
	3050	10'	----	43.61	RC 51-30T51
	3660	12'	----	52.33	RC 51-36T51
	4265	14'	----	60.98	RC 51-42T51

T51-Rd51- T51 MF rod					
	L		Weight	Part No.	
	mm	ft in			
	3050	10' ----	45.00	MFD51-30T51	
	3660	12' ----	56.00	MFD51-36T51	
	4265	14' ----	64.90	MFD51-42T51	

T51 Thread Coupling						
	D		L		Weight [kg]	Part No.
	mm	in	mm	in		
	71	2 3/4"	235	9 5/100 "	5.10	RC 51-7123