
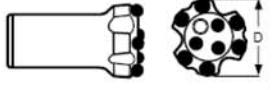
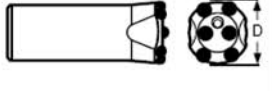
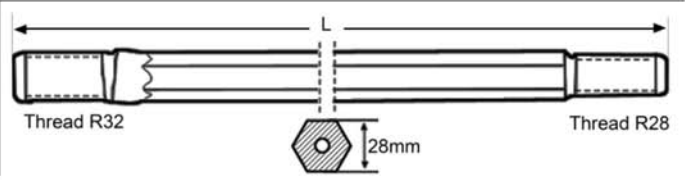
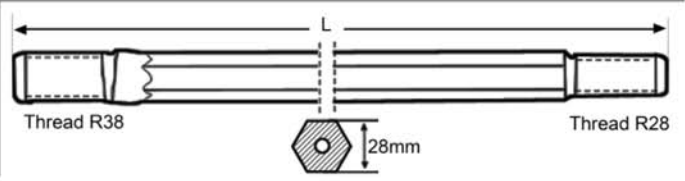
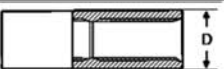


R28


R28(1 1/8") Button bit								
	D		Button size		Flushing hole		Weight [kg]	Part No.
	mm	in	Gauge Qty xsize	Front Qty xsize	Gauge	Front		
	38	1 1/2"	5x9	2x7	2	1	0.56	RC7-38R28
	41	1 5/8"	5x9	2x8	2	1	0.61	RC7-41R28
	43	1 11/16"	5x9	2x8	2	1	0.63	RC7-43R28
	45	1 3/4"	5x9	2x9	2	1	0.72	RC7-45R28
	45	1 3/4"	6x9	3x8	1	3	0.81	RC 945R28
	51	2"	6x10	3x9	1	3	1.21	RC9-51R28
	57		6x10	3x10	1	3	1.32	RC 9-57R28
	38	1 1/2"	4x9	2x8	1	1	0.51	RC6-38R28
	41	1 5/8"	4x9	2x9	1	1	0.60	RC6-41R28
	43	1 11/16"	4x10	2x9	1	1	0.62	RC6-43R28
	45	1 3/4"	4x11	2x9	1	1	0.70	RC6-45R28


R32-H28- R28 extension rod				
	L		Weight [kg]	Part No.
	mm	ft in		
	3090	10' 1 1/2"	15.20	RC28-30R32/R28
	3700	12' 1 1/2"	18.00	RC28-37R32/R28
	4005	13' 1 1/2"	19.70	RC28-40R32/R28
	4305	14' 1 1/2"	21.30	RC28-43R32/R28


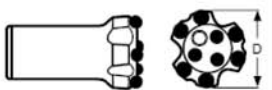
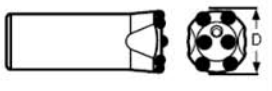
R38-H28- R28 extension rod				
	L		Weight [kg]	Part No.
	mm	ft in		
	3090	10' 1 1/2"	15.20	RC28-30R38/R28
	3700	12' 1 1/2"	18.00	RC28-37R38/R28
	4005	13' 1 1/2"	19.70	RC28-40R38/R28
	4305	14' 1 1/2"	21.30	RC28-43R38/R28

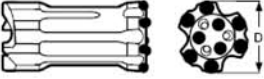
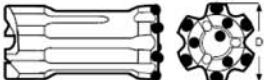
Coupling							
	Thread	D		L		Weight [kg]	Part No.
		mm	in	mm	in		
	R32	45	1 47/64"	160	6 1/4 "	1.00	RC32-4516
	R38	55	1 11/64"	200	7 4/5 "	2.10	RC38-5520

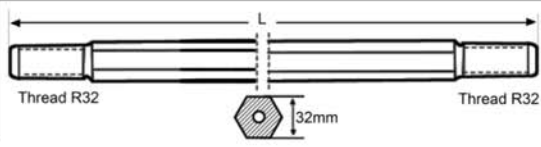
R32

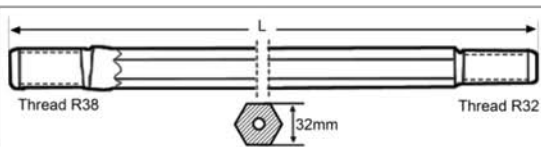
R32(1 1/4") Cross bit							
	D		carbide size(mm)	Flushing hole		Weight [kg]	Part No.
	mm	in	Width × Height	gauge	front		
	45	1 3/4"	8×14	2	1	0.72	RC10-45R32
	48	1 7/8"	10×16	2	1	0.92	RC10-48R32
	51	2"	10×16	2	1	1.10	RC10-51R32
	57	2 1/4"	10×16	2	1	1.40	RC10-57R32
	64	2 1/2"	10×16	2	1	2.18	RC10-64R32
	76	3"	10×16	2	1	2.95	RC10-76R32

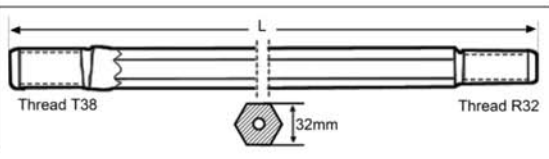
R32(1 1/4") X bit							
	D		carbide size(mm)	Flushing hole		Weight [kg]	Part No.
	mm	in	Width × Height	gauge	front		
	64	2 1/2"	10×16	2	1	1.85	RCX-64R32
	76	3"	10×16	2	1	2.95	RCX-76R32
	89	3 1/2"	10×16	2	1	3.84	RCX-89R32

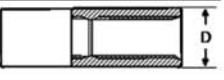
R32(1 1/4") Button bit								
	D		Button size		Flushing hole		Weight [kg]	Part No.
	mm	in	Gauge Qty × size	Front Qty × size	Gauge	Front		
	41	2 5/8"	5×9	2×8	2	1	0.61	RC 7-41R32
	43	1 11/16"	5×9	2×8	2	1	0.63	RC 7-43R32
	45	1 3/4"	5×10	2×9	2	1	0.76	RC 7-45R32
	48	1 7/8"	5×10	2×9	2	1	0.78	RC 7-48R32
	51	2"	5×11	2×10	2	1	0.84	RC 7-51R32
	57	2 1/2"	5×12	2×10	2	1	1.20	RC 7-57R32
	45	1 3/4"	6×9	3×8	1	3	0.73	RC9-45R32
	48	1 7/8"	6×10	3×9	1	3	0.75	RC9-48R32
	51	2"	6×11	3×10	1	3	0.83	RC9-51R32
	57	2 1/4"	6×11	3×10	1	3	1.20	RC9-57R32
	44	1 11/16"	4×10	2×9	1	1	0.62	RC6-44R32
	45	1 3/4"	4×11	2×9	1	1	0.63	RC6-45R32

R32(1 1/4") retrace Button bit								
	D		Button size		Flushing hole		Weight [kg]	Part No.
	mm	in	Gauge Qty ×size	Front Qty ×size	Gauge	Front		
 <p>Flat face</p>	48	1 7/8"	6×10	3×9	1	3	1.00	RC9-48R32FR
	51	2"	6×10	3×9	1	3	1.35	RC9-51R32FR
	57	2 1/2"	6×10	3×10	1	3	1.61	RC9-57R32FR
	60	1 11/16"	6×10	3×10 1×9	-	3	1.70	RC9-60R32DR
	64	1 3/4"	6×11	3×10 1×9	-	3	2.10	RC9-64R32DR
	76	1 7/8"	6×10	2×9 1×9	-	3	3.22	RC9-76R32DR


R32-Hex32- R32 Drifting rod					
	L			Weight [kg]	Part No.
	mm	ft	in		
	2475	8'	1 1/2"	15.40	RC32-24R32/R32
	3090	10'	1 1/2"	19.35	RC32-30R32/R32
	3700	12'	1 1/2"	23.15	RC32-37R32/R32
	4305	14'	1 1/2"	27.10	RC32-43R32/R32
	4625	15'	1 1/2"	29.82	RC32-46R32/R32
	4915	16'	1 1/2"	37.70	RC32-49R32/R32
	5525	18'	1 1/2"	43.00	RC32-55R32/R32

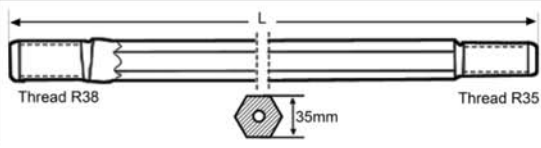
R38-Hex32- R32					
	L			Weight [kg]	Part No.
	mm	ft	in		
	3090	10'	1 1/2"	19.60	RC32-30R38/R32
	3700	12'	1 1/2"	23.50	RC32-37R38/R32
	4305	14'	1 1/2"	27.40	RC32-43R38/R32
	4625	15'	1 1/2"	29.33	RC32-46R38/R32
	4195	16'	1 1/2"	37.80	RC32-49R38/R32
	5525	18'	1 1/2"	42.00	RC32-55R38/R32

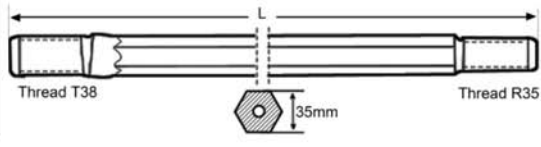
T38-Hex32- R32					
	L			Weight [kg]	Part No.
	mm	ft	in		
	3090	10'	1 1/2"	19.60	RC32-30T38/R32
	3700	12'	1 1/2"	23.50	RC32-37T38/R32
	4305	14'	1 1/2"	27.40	RC32-43T38/R32
	4625	15'	1 1/2"	29.33	RC32-46T38/R32
	4195	16'	1 1/2"	37.80	RC32-49T38/R32
	5525	18	1 1/2"	42.00	RC32-55T38/R32

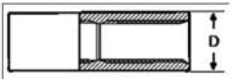
Coupling							
	Thread	D		L		Weight [kg]	Part No.
		mm	in	mm	in		
	R32	45	1 47/64"	160	6 1/4 "	1.00	RC 32-4516
	T38	55	1 11/64	200	7 4/5 "	2.10	RC 38-5520

R35

R32(1 1/4") Button bit								
	D		Button size		Flushing hole		Weight [kg]	Part No.
	mm	in	Gauge Qty xsize	Front Qty xsize	Gauge	Front		
	45	1 3/4"	6×9	3×8	1	3	0.73	RC9-45R35
	48	1 7/8"	6×10	3×9	1	3	0.75	RC9-48R35
	51	2"	6×11	3×10	1	3	0.83	RC9-51R35
	57	2 1/4"	6×11	3×10	1	3	1.20	RC9-57R35

R38-Hex35- R35 Drifting rod				
	L		Weight [kg]	Part No.
	mm	ft in		
	3090	10' 1 1/2"	23.18	RC35-30R38/R35
	3700	12' 1 1/2"	27.75	RC35-37R38/R35
	4305	14' 1 1/2"	30.26	RC35-43R38/R35
	4625	15' 1 1/2"	34.69	RC35-46R38/R35
	4195	16' 1 1/2"	36.86	RC35-49R38/R35
	5525	18' 1 1/2"	41.43	RC35-55R38/R35

T38-Hex35- R35				
	L		Weight [kg]	Part No.
	mm	ft in		
	3090	10' 1 1/2"	23.18	RC35-30T38/R35
	3700	12' 1 1/2"	27.75	RC35-37T38/R35
	4305	14' 1 1/2"	30.26	RC35-43T38/R35
	4625	15' 1 1/2"	34.69	RC35-46T38/R35
	4195	16' 1 1/2"	36.86	RC35-49T38/R35
	5525	18' 1 1/2"	41.43	RC35-55T38/R35

Coupling							
	Thread	D		L		Weight [kg]	Part No.
		mm	in	mm	in		
	R32	45	1 47/64"	160	6 1/4 "	1.00	RC32-4516
	R38	55	1 11/64"	200	7 4/5 "	2.10	RC38-5520
	T38	55	1 11/64"	200	7 4/5 "	2.10	RC38-5520